

Scaled data based on original data using
LM-79-08 Approved Method: Electrical and Photometric Measurements of Solid-
State Lighting Products

Test Report Prepared for
Cooper Lighting Solutions
(formerly Eaton)

Brand: McGRAW-EDISON

Report Number: P386166

Luminaire Tested: **GWC-SA1D-735-U-SLL-HSS**

Issue Date: 3/3/2020

Test Information

Test Method: LM-79-08
Report Number: P386166
TEST IS SCALED FROM IESNA LM-79-08 TEST DATA (G2-1903-205-27)
Test Lab: INNOVATION CENTER
Issue Date: 3/3/2020
Manufacturer: COOPER LIGHTING SOLUTIONS (FORMERLY EATON)
Product Line: MCGRAW-EDISON
Catalog Number: GWC-SA1D-735-U-SLL-HSS
Description: GALLEON WALL LUMINAIRE
(1) 70 CRI, 3500K, 1200mA LIGHTSQUARE WITH 16 LEDS AND SPILL LIGHT
ELIMINATOR LEFT OPTICS WITH HOUSE SIDE SHIELD
Light Source: -
Ballast/Driver: ELECTRONIC DRIVER

Summary

Lumens per Lamp: N/A
Luminaire Lumens: 5771.6 lumens
Efficiency: N/A
Efficacy: 86.1 lumens/watt
Luminous Opening: Rectangular (W 0.5' x L: 0.5' x H: 0')
IES Classification: Type III - Medium
BUG Rating: B1 - U0 - G2

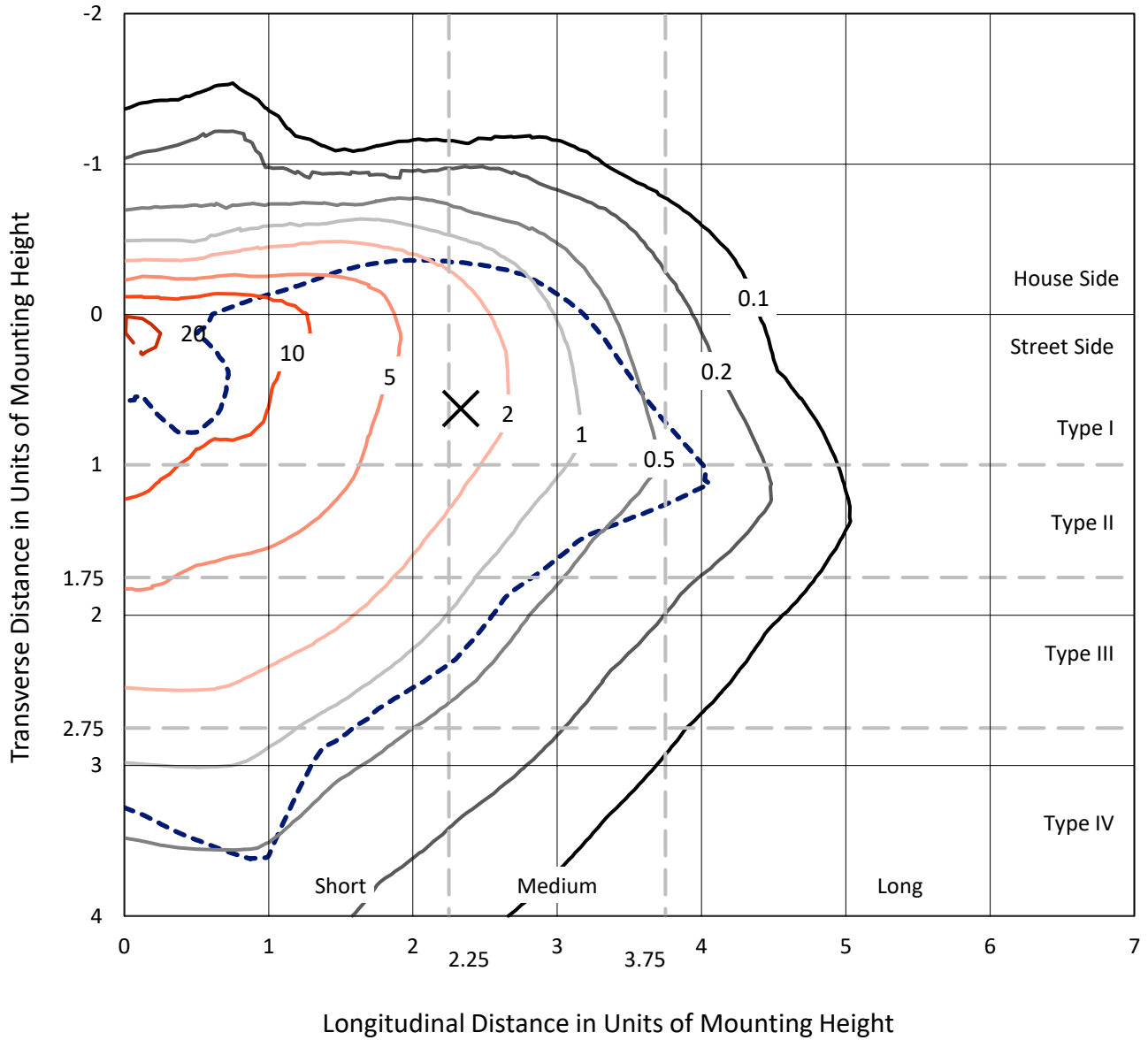
Input Watts (W): 67
Input Voltage (V): NR
Input Current (Ain): NR
Voltage Rise (V): NR
Power Factor: NR
Total Harmonic Distortion (THDi): NR
Frequency (hertz): 60
Stabilization Time: NR
Operation Time: NR
Ambient Temperature (°C): NR
Test Distance: 24 FT



REPORT NUMBER: P386166
 CATALOG NUMBER: GWC-SA1D-735-U-SLL-HSS

Iso-Footcandle Lines of Horizontal Illumination

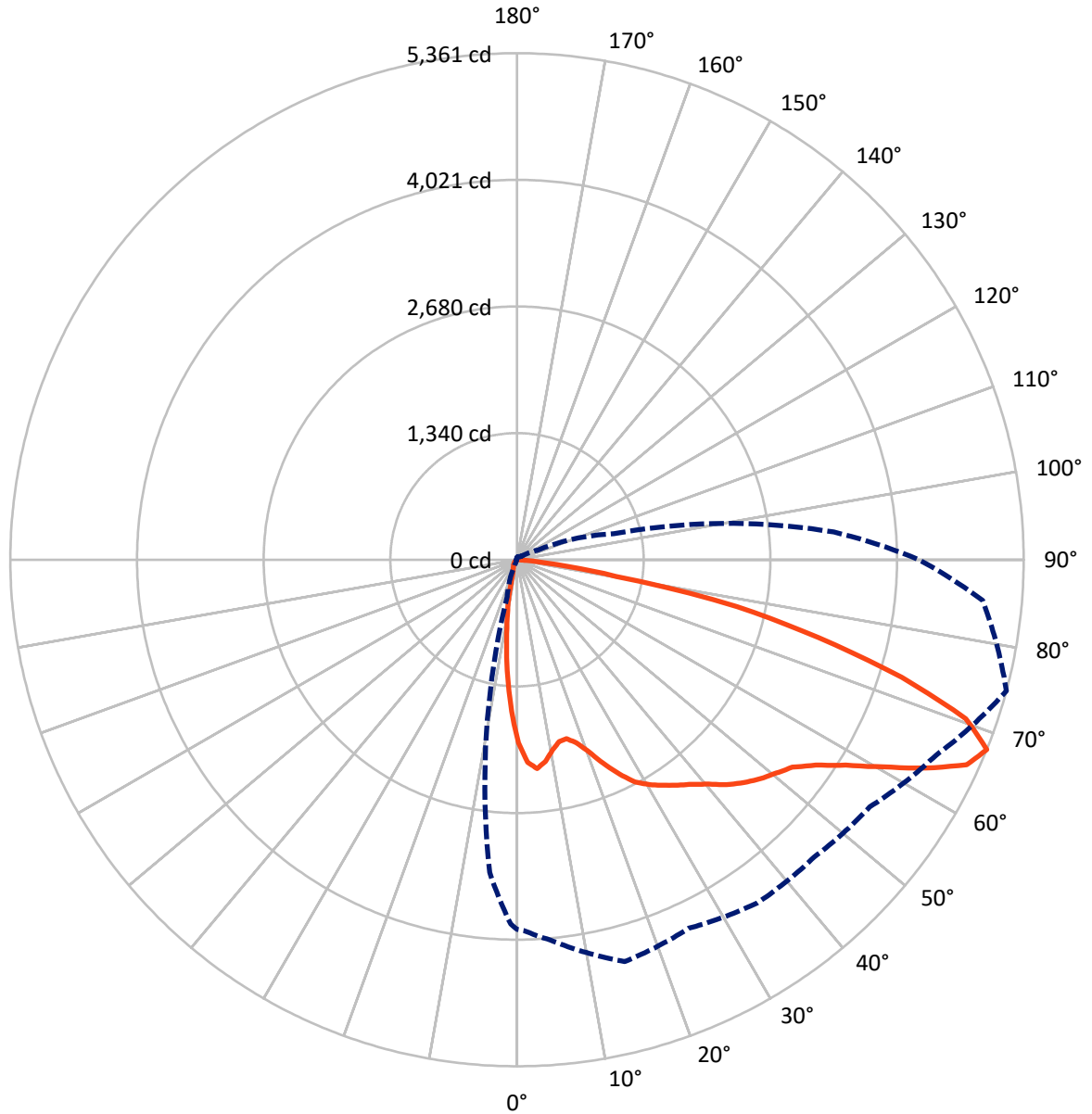
× Max cd
 - - - 1/2 Max cd



Based on 10 foot mounting height. Maximum calculated value = 25.1 fc
 Type III - Medium - N/A

REPORT NUMBER: P386166
CATALOG NUMBER: GWC-SA1D-735-U-SLL-HSS

Luminous Intensity Polar Plot



— Vertical Plane Through 75-Deg Lateral - - - Horizontal Cone Through 67.5-Deg Vertical

REPORT NUMBER: P386166

CATALOG NUMBER: GWC-SA1D-735-U-SLL-HSS

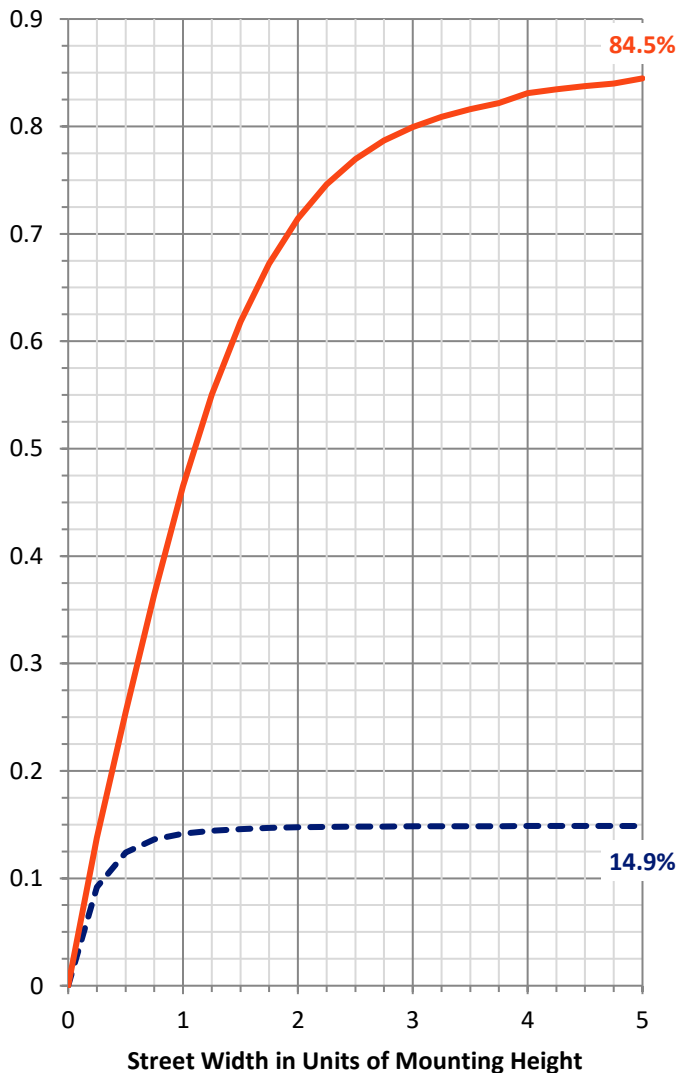
FLUX DISTRIBUTION:

		Downward	Upward	Total
House Side	Lumens	866.1	0.0	866.1
	% Fixture	15.0	0.0	15.0
Street Side	Lumens	4905.5	0.0	4905.5
	% Fixture	85.0	0.0	85.0
Total	Lumens	5771.6	0.0	5771.6
	% Fixture	100.0	0.0	100.0

ZONAL LUMENS:

Zone	Lumens	% Fixture
0°-10°	146.9	2.5
10°-20°	289.2	5.0
20°-30°	409.1	7.1
30°-40°	601.5	10.4
40°-50°	864.6	15.0
50°-60°	1217.2	21.1
60°-70°	1421.5	24.6
70°-80°	725.2	12.6
80°-90°	96.3	1.7
90°-100°	0.0	0.0
100°-110°	0.0	0.0
110°-120°	0.0	0.0
120°-130°	0.0	0.0
130°-140°	0.0	0.0
140°-150°	0.0	0.0
150°-160°	0.0	0.0
160°-170°	0.0	0.0
170°-180°	0.0	0.0
0°-90°	5771.6	100.0
0°-180°	5771.6	100.0

Coefficient of Utilization



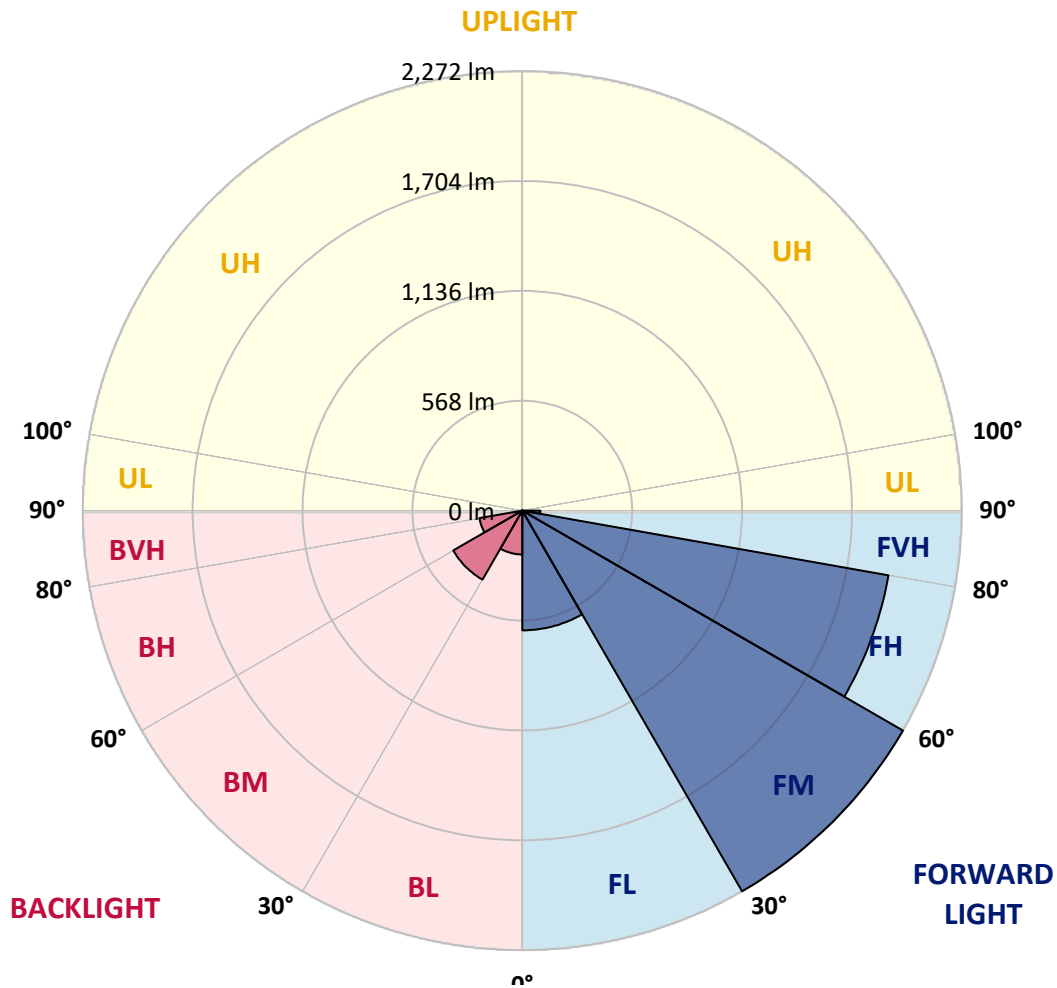
REPORT NUMBER: P386166

CATALOG NUMBER: GWC-SA1D-735-U-SLL-HSS

LUMINAIRE CLASSIFICATION SYSTEM LUMEN TABLE AND BUG RATING:

Zone	Lumens	% Fixture	Zone Rating/Lumen Limit		
			B	U	G
FL (0°-30°)	618.7	10.7			
FM (30°-60°)	2271.6	39.4			
FH (60°-80°)	1921.8	33.3			G2/5000
FVH (80°-90°)	93.4	1.6			G1/100
BL (0°-30°)	226.5	3.9	B1/500		
BM (30°-60°)	411.7	7.1	B1/1000		
BH (60°-80°)	225.0	3.9	B1/500		G1/500
BVH (80°-90°)	2.9	0.1			G0/10
UL (90°-100°)	0.0	0.0		U0/0	
UH (100°-180°)	0.0	0.0		U0/0	

BUG Rating: B1-U0-G2
 Type III Medium





REPORT NUMBER: P386166

CATALOG NUMBER: GWC-SA1D-735-U-SLL-HSS

CANDELA DISTRIBUTION (FULL):

	0°	1°	5°	15°	25°	35°	45°	55°	65°	75°	85°
0°	1936.3	1936.3	1936.3	1936.3	1936.3	1936.3	1936.3	1936.3	1936.3	1936.3	1936.3
2.5°	2099.0	2102.3	2119.2	2158.5	2201.5	2204.8	2233.8	2203.9	2193.9	2145.8	2096.0
5°	2114.9	2127.4	2185.6	2301.3	2401.7	2433.9	2456.9	2398.4	2336.8	2219.2	2093.8
7.5°	1987.1	2008.2	2099.8	2316.8	2496.3	2575.5	2590.6	2499.0	2348.3	2154.8	1966.1
10°	1823.6	1847.7	1958.2	2225.0	2471.4	2607.2	2628.0	2508.0	2291.5	2050.3	1828.1
12.5°	1691.3	1719.5	1832.4	2121.6	2385.8	2536.2	2577.1	2477.7	2242.2	1976.2	1733.7
15°	1630.3	1662.6	1781.3	2054.9	2290.9	2409.3	2443.2	2400.2	2214.9	1964.5	1711.9
17.5°	1665.4	1700.3	1822.8	2060.7	2201.8	2252.4	2279.7	2297.2	2214.9	2035.3	1775.8
20°	1808.9	1846.6	1976.2	2118.9	2127.9	2109.0	2138.3	2199.9	2240.5	2169.8	1929.4
22.5°	2007.4	2051.6	2197.9	2218.8	2091.8	2020.4	2024.3	2120.9	2287.3	2340.4	2142.7
25°	2249.4	2303.5	2452.2	2367.5	2106.9	1967.7	1966.3	2055.8	2333.0	2511.3	2380.3
27.5°	2489.7	2549.2	2680.0	2549.0	2169.0	1958.2	1955.4	2036.0	2377.6	2663.3	2639.8
30°	2691.2	2749.1	2861.8	2680.5	2235.9	1980.6	1967.5	2057.2	2404.1	2762.0	2829.0
32.5°	2855.2	2901.7	2992.7	2771.0	2307.6	2024.0	1995.6	2113.4	2449.2	2845.3	3002.9
35°	3035.7	3084.6	3120.9	2857.2	2387.9	2086.7	2045.9	2202.9	2518.6	2930.2	3193.4
37.5°	3241.6	3290.2	3285.8	2935.9	2490.0	2190.3	2164.3	2344.4	2626.6	3014.0	3406.1
40°	3443.1	3492.8	3457.3	3022.0	2609.7	2361.2	2342.0	2557.2	2771.3	3121.5	3655.5
42.5°	3631.7	3685.5	3609.5	3103.5	2752.4	2576.6	2609.4	2831.1	2952.2	3253.9	3870.4
45°	3783.7	3838.6	3737.2	3182.8	2902.8	2838.0	2936.7	3134.7	3169.9	3365.7	4015.5
47.5°	3894.2	3946.1	3825.8	3262.0	3095.3	3157.6	3329.6	3452.9	3366.5	3462.7	4118.7
50°	3964.7	4005.2	3851.8	3361.3	3347.9	3530.5	3738.9	3799.0	3551.6	3550.3	4243.9
52.5°	4009.5	4027.8	3871.0	3465.0	3611.5	3936.5	4139.7	4158.6	3742.2	3646.4	4412.5
55°	4164.1	4178.8	4006.5	3590.5	3829.3	4292.3	4502.2	4484.8	3957.9	3834.8	4611.6
57.5°	4427.6	4443.1	4286.8	3770.8	4005.8	4512.1	4765.0	4796.5	4210.7	4099.5	4824.8
60°	4559.9	4588.9	4533.1	3999.5	4176.6	4652.6	4944.0	5044.4	4526.8	4448.4	5031.6
62.5°	4439.9	4482.0	4562.9	4252.9	4346.4	4729.9	4999.8	5133.2	4850.6	4855.0	5159.0
65°	4200.4	4234.0	4371.3	4391.8	4444.8	4720.5	4862.0	5009.1	5048.8	5228.4	5152.1
67.5°	3911.2	3923.7	4040.1	4402.8	4302.1	4432.8	4448.1	4556.9	4892.1	5360.7	4945.2
70°	3494.7	3501.6	3603.2	4036.6	3697.1	3725.7	3703.1	3725.2	4205.9	5038.3	4422.7
72.5°	2812.5	2829.8	2974.4	3352.2	2693.3	2610.5	2788.8	2778.9	3239.1	4256.7	3284.8
75°	2070.8	2100.6	2319.1	2700.2	1890.3	1709.9	1840.1	1874.7	2302.6	3292.7	2054.1
77.5°	1449.9	1472.0	1683.7	1984.9	1368.1	1222.7	1175.7	1217.0	1519.8	2381.9	1034.8
80°	835.3	843.5	978.6	1146.2	921.9	1054.8	955.6	984.0	910.7	1059.7	445.1
82.5°	546.5	547.9	600.6	682.2	574.2	667.2	493.7	631.3	560.3	425.7	144.9
85°	295.3	296.9	348.3	484.2	325.1	183.7	108.0	221.7	346.4	97.6	39.6
87.5°	32.5	29.8	105.0	176.0	90.2	16.7	5.7	24.9	55.5	6.3	0.0
90°	0.0	0.0	0.0	0.0	0.0	0.0	0.0	0.0	0.0	0.0	0.0



REPORT NUMBER: P386166

CATALOG NUMBER: GWC-SA1D-735-U-SLL-HSS

CANDELA DISTRIBUTION (continued):

	90°	95°	105°	115°	125°	135°	145°	155°	165°	175°	180°
0°	1936.3	1936.3	1936.3	1936.3	1936.3	1936.3	1936.3	1936.3	1936.3	1936.3	1936.3
2.5°	2070.5	2047.9	1991.2	1931.4	1883.2	1838.1	1792.7	1737.2	1694.3	1685.6	1671.4
5°	2026.3	1954.3	1835.7	1716.5	1620.5	1499.4	1422.5	1362.7	1304.2	1300.6	1288.8
7.5°	1871.5	1776.9	1609.8	1445.0	1309.9	1194.5	1078.0	1000.2	938.9	917.3	904.4
10°	1722.8	1616.4	1407.8	1219.7	1099.1	997.2	915.1	833.6	759.8	709.0	685.9
12.5°	1618.9	1501.2	1271.4	1109.2	1022.8	926.1	826.0	724.3	639.3	578.0	540.5
15°	1578.7	1453.1	1225.7	1065.5	958.8	836.3	708.4	592.2	497.9	442.4	408.7
17.5°	1626.5	1480.5	1222.2	1012.2	863.1	710.8	569.6	432.2	343.4	301.3	279.7
20°	1747.9	1567.5	1220.7	946.8	749.4	562.1	385.8	284.4	230.5	206.9	196.9
22.5°	1919.7	1678.4	1231.7	882.3	631.0	401.7	266.3	208.9	181.3	168.7	163.0
25°	2140.5	1834.3	1262.6	823.8	519.8	299.7	207.5	175.0	155.6	145.7	141.7
27.5°	2375.9	2013.7	1310.7	772.9	429.2	239.0	177.7	149.8	135.9	129.1	125.2
30°	2570.1	2221.5	1359.4	716.3	363.6	208.4	162.7	136.7	120.6	116.2	112.6
32.5°	2739.8	2378.6	1393.9	665.2	320.7	185.1	147.1	122.2	111.3	102.8	99.0
35°	2915.6	2509.6	1392.7	629.4	291.2	167.6	134.0	109.3	96.2	86.4	83.4
37.5°	3105.9	2657.5	1369.0	598.8	278.3	153.7	126.6	102.5	89.4	79.6	75.7
40°	3328.7	2812.8	1344.6	570.0	274.8	142.4	121.4	97.0	83.1	73.6	69.7
42.5°	3545.8	2952.8	1323.3	548.7	259.5	142.1	116.8	93.0	78.2	68.9	64.5
45°	3719.4	3083.3	1319.2	535.9	243.3	147.1	114.3	90.2	74.4	65.1	61.0
47.5°	3863.8	3224.8	1345.5	526.9	228.0	134.2	120.3	88.3	70.8	61.8	57.1
50°	4035.5	3398.7	1407.2	512.1	211.9	120.8	137.8	88.9	67.8	58.5	53.5
52.5°	4275.0	3639.3	1498.1	487.2	189.8	108.5	135.6	89.4	64.5	55.0	50.1
55°	4543.5	3939.8	1595.7	445.9	158.9	92.4	116.2	85.6	58.2	51.1	46.5
57.5°	4825.7	4212.4	1653.6	396.7	126.3	79.8	93.0	77.9	51.4	45.9	42.9
60°	4870.0	4316.0	1627.0	336.3	100.3	69.4	68.9	79.3	45.9	40.5	38.2
62.5°	4759.8	4185.9	1498.8	282.5	84.0	61.0	56.6	69.1	41.5	36.1	33.9
65°	4547.9	3834.0	1291.0	254.6	77.9	52.2	47.1	48.7	36.4	31.5	29.5
67.5°	4253.2	3364.3	1060.0	238.7	77.1	44.8	40.2	36.9	31.5	27.3	25.7
70°	3650.6	2802.7	845.6	230.0	74.9	37.8	33.9	30.1	26.2	23.2	21.9
72.5°	2686.8	1986.1	657.9	220.4	75.4	30.1	29.5	24.9	21.0	18.0	17.5
75°	1552.4	1134.7	431.5	178.6	71.9	23.2	24.6	17.5	14.7	12.6	12.6
77.5°	827.3	692.0	164.3	74.4	26.2	14.7	13.9	10.4	9.3	7.6	7.4
80°	360.6	304.6	49.5	20.8	14.5	7.9	5.2	4.6	4.1	3.3	3.0
82.5°	127.7	110.2	16.2	10.1	6.3	0.0	0.0	0.0	0.0	0.0	0.0
85°	29.0	20.8	0.0	2.4	0.0	0.0	0.0	0.0	0.0	0.0	0.0
87.5°	0.0	0.0	0.0	0.0	0.0	0.0	0.0	0.0	0.0	0.0	0.0
90°	0.0	0.0	0.0	0.0	0.0	0.0	0.0	0.0	0.0	0.0	0.0



REPORT NUMBER: P386166
 CATALOG NUMBER: GWC-SA1D-735-U-SLL-HSS

CANDELA DISTRIBUTION (continued):

	185°	195°	205°	215°	225°	235°	245°	255°	265°	270°	275°
0°	1936.3	1936.3	1936.3	1936.3	1936.3	1936.3	1936.3	1936.3	1936.3	1936.3	1936.3
2.5°	1642.3	1636.3	1600.8	1602.1	1608.4	1617.4	1596.1	1606.0	1632.6	1657.9	1667.5
5°	1270.0	1271.4	1249.8	1263.1	1275.2	1283.4	1248.9	1249.5	1270.5	1299.3	1314.3
7.5°	894.9	892.7	893.7	925.8	948.4	932.1	944.9	900.3	903.0	923.6	908.3
10°	665.2	635.1	618.2	642.3	667.2	658.1	636.0	621.5	631.6	654.3	652.6
12.5°	522.8	479.6	454.1	436.9	457.4	440.5	439.9	427.3	413.7	416.2	452.5
15°	393.1	361.8	331.6	304.0	303.5	297.8	268.5	235.7	233.0	234.6	253.4
17.5°	270.4	259.7	247.4	223.7	217.4	193.3	164.9	151.7	145.1	148.1	154.4
20°	190.0	185.9	187.3	174.4	165.4	142.4	125.8	120.6	119.5	122.5	125.5
22.5°	157.4	150.1	149.3	143.5	134.5	117.8	108.8	105.8	104.5	107.2	109.3
25°	137.8	130.4	127.4	123.8	114.3	102.8	97.3	94.6	93.2	94.9	96.2
27.5°	121.4	114.5	111.8	109.3	100.0	91.9	87.5	85.0	84.0	84.5	85.9
30°	109.1	103.1	99.5	96.5	88.6	82.9	79.0	76.6	75.4	75.4	76.8
32.5°	96.2	93.0	89.7	85.9	78.4	74.7	70.8	68.1	67.0	67.3	68.4
35°	80.1	79.0	79.8	76.3	70.0	66.7	62.8	59.8	59.1	59.4	60.4
37.5°	71.1	66.1	69.1	67.3	63.7	59.4	54.4	51.7	50.4	51.1	51.7
40°	65.4	59.4	57.1	59.1	58.5	51.4	47.1	44.2	43.2	43.5	44.1
42.5°	60.4	53.4	48.4	48.1	51.4	44.8	40.2	37.8	36.4	36.4	36.9
45°	55.8	48.1	42.1	37.5	43.2	38.0	33.6	31.5	29.8	29.8	30.1
47.5°	52.2	43.8	36.6	30.6	32.5	31.2	27.6	25.5	23.8	23.8	24.0
50°	48.9	39.4	31.8	25.7	24.3	25.7	22.5	19.9	18.9	18.6	19.2
52.5°	45.4	35.0	27.1	21.9	19.2	19.4	17.5	15.9	14.5	14.5	15.0
55°	41.8	31.5	23.5	18.6	15.9	14.5	13.9	12.9	11.7	11.7	12.3
57.5°	38.2	27.6	19.9	15.3	12.6	11.5	11.5	10.7	9.9	9.9	10.4
60°	35.0	23.8	16.4	12.6	9.9	9.6	9.9	9.0	8.5	8.5	9.0
62.5°	31.2	20.2	13.4	10.4	7.9	7.6	8.5	7.9	7.4	7.4	7.9
65°	26.5	17.2	10.7	7.9	6.0	6.0	7.1	6.6	6.0	6.0	6.6
67.5°	22.5	14.5	8.2	5.7	4.4	4.6	6.0	5.4	5.2	5.2	5.7
70°	18.6	11.2	5.7	3.6	2.4	3.6	4.6	4.6	4.6	4.6	5.2
72.5°	13.9	7.6	3.3	1.4	1.1	2.4	3.9	4.4	4.1	4.1	4.9
75°	9.0	4.4	1.1	0.0	0.0	1.4	3.0	3.6	3.6	3.3	4.1
77.5°	5.2	1.4	0.0	0.0	0.0	0.0	1.9	1.6	1.4	1.1	1.9
80°	1.4	0.0	0.0	0.0	0.0	0.0	0.0	0.0	0.0	0.0	0.0
82.5°	0.0	0.0	0.0	0.0	0.0	0.0	0.0	0.0	0.0	0.0	0.0
85°	0.0	0.0	0.0	0.0	0.0	0.0	0.0	0.0	0.0	0.0	0.0
87.5°	0.0	0.0	0.0	0.0	0.0	0.0	0.0	0.0	0.0	0.0	0.0
90°	0.0	0.0	0.0	0.0	0.0	0.0	0.0	0.0	0.0	0.0	0.0



REPORT NUMBER: P386166
 CATALOG NUMBER: GWC-SA1D-735-U-SLL-HSS

CANDELA DISTRIBUTION (continued):

	285°	295°	305°	315°	325°	335°	345°	355°	359°	360°
0°	1936.3	1936.3	1936.3	1936.3	1936.3	1936.3	1936.3	1936.3	1936.3	1936.3
2.5°	1706.0	1738.3	1783.7	1831.8	1905.9	1964.7	2022.4	2071.9	2091.0	2099.0
5°	1350.4	1397.6	1464.1	1549.4	1683.1	1803.4	1925.4	2048.1	2101.4	2114.9
7.5°	969.0	1029.4	1113.8	1220.7	1377.4	1533.3	1703.6	1883.8	1966.3	1987.1
10°	717.1	791.0	887.7	1000.4	1150.0	1310.2	1495.8	1701.7	1796.0	1823.6
12.5°	508.8	608.6	738.2	875.1	1004.8	1147.8	1335.6	1562.5	1661.5	1691.3
15°	298.8	395.4	548.7	732.2	898.2	1043.1	1233.9	1491.2	1600.3	1630.3
17.5°	171.4	219.5	335.5	540.0	765.2	966.0	1202.0	1508.9	1637.5	1665.4
20°	131.0	146.3	193.3	347.8	609.9	890.3	1202.0	1609.6	1767.8	1808.9
22.5°	114.5	125.8	144.9	207.5	448.9	809.0	1215.9	1755.0	1962.0	2007.4
25°	101.7	111.8	128.2	156.1	306.2	712.5	1248.9	1933.6	2190.6	2249.4
27.5°	91.0	100.6	115.4	136.7	209.4	596.0	1293.5	2142.9	2442.6	2489.7
30°	81.4	90.5	103.9	118.9	161.6	464.0	1331.5	2340.4	2640.5	2691.2
32.5°	72.4	80.7	92.7	103.9	132.4	343.2	1335.6	2496.8	2804.9	2855.2
35°	64.0	71.4	82.3	91.0	109.6	270.9	1271.9	2632.4	2969.2	3035.7
37.5°	55.8	62.8	72.4	79.0	96.5	220.9	1174.5	2783.6	3180.0	3241.6
40°	48.1	54.4	64.3	68.7	91.3	169.7	1068.7	2942.2	3386.7	3443.1
42.5°	41.1	47.1	56.6	65.1	80.1	126.8	954.5	3090.9	3572.6	3631.7
45°	34.2	40.5	50.1	68.9	66.4	94.9	832.3	3189.6	3719.4	3783.7
47.5°	27.6	34.8	47.8	65.7	53.1	69.7	735.5	3283.1	3830.8	3894.2
50°	22.2	29.2	53.8	58.5	43.5	53.4	695.0	3366.8	3903.7	3964.7
52.5°	18.0	24.6	50.8	44.8	36.4	44.1	716.9	3502.3	3971.3	4009.5
55°	15.0	19.4	30.6	31.2	30.9	37.5	743.9	3697.1	4146.0	4164.1
57.5°	13.2	15.6	21.3	24.0	25.9	33.3	744.5	3976.5	4416.4	4427.6
60°	11.2	13.7	17.8	19.4	22.5	29.8	717.4	4074.1	4522.7	4559.9
62.5°	9.9	12.0	14.7	16.2	18.9	26.8	654.0	3932.7	4376.7	4439.9
65°	8.7	10.9	12.3	13.7	16.7	24.0	549.5	3650.0	4134.5	4200.4
67.5°	7.6	9.6	10.9	12.3	15.0	21.3	404.7	3321.7	3856.4	3911.2
70°	6.9	8.5	9.9	10.9	13.2	18.0	245.6	2818.6	3472.0	3494.7
72.5°	6.6	7.6	9.0	9.9	11.5	15.9	124.4	2071.4	2775.6	2812.5
75°	5.7	6.9	8.2	8.7	10.1	13.7	50.5	1360.5	2011.4	2070.8
77.5°	4.6	6.3	7.4	7.9	8.7	11.2	25.7	869.4	1411.6	1449.9
80°	1.6	4.6	6.3	6.6	7.4	8.2	16.9	476.0	818.9	835.3
82.5°	0.0	3.0	4.9	4.6	5.2	6.3	10.9	226.4	540.5	546.5
85°	0.0	1.4	3.9	3.0	2.2	4.4	3.9	49.5	283.5	295.3
87.5°	0.0	0.0	0.3	1.4	1.1	1.6	0.6	0.3	25.7	32.5
90°	0.0	0.0	0.0	0.0	0.0	0.0	0.0	0.0	0.0	0.0

Signify Classified - Internal
Cooper Lighting Solutions Photometric Lab
1121 Highway 74 South
Peachtree City, GA 30269

Scaled Data Report



Report Generated By 670245982

Signify Classified - Internal
Cooper Lighting Solutions Photometric Lab
1121 Highway 74 South
Peachtree City, GA 30269

Scaled Data Report



Signify Classified - Internal
Cooper Lighting Solutions Photometric Lab
1121 Highway 74 South
Peachtree City, GA 30269

Scaled Data Report



Signify Classified - Internal
Cooper Lighting Solutions Photometric Lab
1121 Highway 74 South
Peachtree City, GA 30269

Scaled Data Report



Signify Classified - Internal
Cooper Lighting Solutions Photometric Lab
1121 Highway 74 South
Peachtree City, GA 30269

Scaled Data Report



--- HS — SS

Signify Classified - Internal
Cooper Lighting Solutions Photometric Lab
1121 Highway 74 South
Peachtree City, GA 30269

Scaled Data Report



u

Signify Classified - Internal
Cooper Lighting Solutions Photometric Lab
1121 Highway 74 South
Peachtree City, GA 30269

Scaled Data Report



Signify Classified - Internal
Cooper Lighting Solutions Photometric Lab
1121 Highway 74 South
Peachtree City, GA 30269

Scaled Data Report



Signify Classified - Internal
Cooper Lighting Solutions Photometric Lab
1121 Highway 74 South
Peachtree City, GA 30269

Scaled Data Report



Signify Classified - Internal
Cooper Lighting Solutions Photometric Lab
1121 Highway 74 South
Peachtree City, GA 30269

Scaled Data Report



(END OF REPORT)